























#	Rider Horse	Dress Score	Dress Place	Stad Jump	Stad Time	To Date Score	To Date Place	XC Jump	XC Time	XC Elapsed	Final Score	Final Place
04 Open Entry												
7	Jennifer Arsenault Liberty 	30.8	1	0	0	30.8	1	0	0	03:46	30.8	1
14	Quynn Morrison ARGUS 	37.5	5	0	0	37.5	4	0	0	04:09	37.5	2
32	Janelle Simpson SPARTAK 	33.3	3	0	0	33.3	3	0	12	03:33	45.3	3
36	Julie Goodwin SPOONFUL OF SUGAR 	36.4	4	4	1.6	42.0	5	0	8	03:37	50.0	4
40	Lucy Goddard SPUR OF THE MOMENT 	31.7	2	0	0	31.7	2	20	0	04:09	51.7	5
28	Glen Ratliff DANCE TO MY BEAT 	40.6	6	0	2.4	43.0	6	40	37.6	05:51	120.6	6

#	Rider Horse	Dress Score	Dress Place	Stad Jump	Stad Time	To Date Score	To Date Place	XC Jump	XC Time	XC Elapsed	Final Score	Final Place
01 EV105												
42	Michelle Smith JUMP LA DE DA 	34.8	2	4	6.4	45.2	2	0	0		0.0	Elim
43	Michelle Smith KOODORI 	29.5	1	0	2	45.2	2	60	0		0.0	Elim

#	Rider Horse	Dress Score	Dress Place	Stad Jump	Stad Time	To Date Score	To Date Place	XC Jump	XC Time	XC Elapsed	Final Score	Final Place
01 EV105												
42	Michelle Smith JUMP LA DE DA 	34.8	2	4	6.4	45.2	2	0	0		0.0	Elim
43	Michelle Smith KOODORI 	29.5	1	0	2	45.2	2	60	0		0.0	Elim

#	Rider Horse	Dress Score	Dress Place	Stad Jump	Stad Time	To Date Score	To Date Place	XC Jump	XC Time	XC Elapsed	Final Score	Final Place
06 Open Peewee												
46	Robbie Stevenson  THUNDERPANTS	37.8	1	0	0	37.8	1	0	0	01:52	37.8	1

#	Rider Horse	Dress Score	Dress Place	XC Jump	XC Time	XC Elapsed	To Date Score	To Date Place	Stad Jump	Stad Time	Final Score	Final Place
05 Open Pre-Entry												
6	Ingrid Tremblay PAPPY VAN WINKLE 	37.8	7	0	3.6	03:32	41.4	5	0	0	41.4	1
20	Stefanie Angel OCARINA 	38.6	8	0	0	03:06	38.6	4	4	0	42.6	2
4	Georgia Edwards MIGHTY MOUSE 	36.9	6	0	0	03:11	36.9	3	0	11.6	48.5	3
55	Suzanne Stevenson GOSSIP GIRL 	30.8	2	20	0	03:18	50.8	7	0	0	50.8	4
15	Sair Korb DARTAGNAN (ALL FOR ONE) 	40.3	10	0	2.8	03:30	43.1	6	12	17.2	72.3	5
34	Joelle Bader MIGHTY MOUSE 	33.6	3	40	19.2	04:11	92.8	9	0	0	92.8	6
1	Anouk De haan KITTY 	38.9	9	80	0		Elim	Elim	8	6	0.0	Elim
2	Courtney le Roux HWIN 	35.6	4	60	17.2	04:06	Elim	Elim	4	0	0.0	Elim
38	Katrina MacLean AIR JAZZ 	0.0	0	0	20	02:25	118.9	12	0	0	0.0	Elim
12	Madeleine Heckbert CHIVALRY 	35.6	4	0			118.9	12	0	Elim	0.0	Elim
18	Shea Mejilla STORMTROOPER 	40.6	11	40	0		Elim	Elim	0	0	0.0	Elim
88	Stephane Fournier PRETTY PLEASE 	30.3	1	80	0		Elim	Elim	0	0	0.0	Elim

#	Rider Horse	Dress Score	Dress Place	Stad Jump	Stad Time	To Date Score	To Date Place	XC Jump	XC Time	XC Elapsed	Final Score	Final Place
03 Open Pre-Training												
9	Katelyn Currie MIGHTY MURPHY 	27.5	1	0	0	27.5	1	0	0	03:46	27.5	1
19	Simon Leng RIALTA 	27.5	1	0	3.2	30.7	3	0	0	03:45	30.7	2
29	Grace Stevenson EVER SO CLEVER 	31.8	4	0	0	31.8	4	0	0	03:21	31.8	3
8	Josie Davenport SWEET DEAL 	34.0	5	0	0	34.0	5	0	0	03:42	34.0	4
47	Ruby Finnegan BEWITCHED 	37.0	6	0	0	37.0	6	0	1	03:20	38.0	5
21	Stephane Fournier TURN MY WAY 	37.8	7	0	0	37.8	7	40	13.2	04:19	91.0	6
26	Emma Richard BRINLEY 	41.8	8	4	5.6	51.4	8	0	0		0.0	Elim
16	Samantha Symonds  HIGH FIDELITY	30.5	3	0	0	51.4	8	60	0		0.0	Elim

#	Rider Horse	Dress Score	Dress Place	Stad Jump	Stad Time	To Date Score	To Date Place	XC Jump	XC Time	XC Elapsed	Final Score	Final Place
02 Open Training												
50	Shauna Thompson MACINTOSH 	29.3	1	0	0	29.3	1	0	7.6	04:19	36.9	1
13	Morgan Killingbeck CAPTAINS FIRE BRIGADE 	34.1	5	0	0.4	34.5	5	0	8	04:20	42.5	2
3	Elizabeth Clark HEY THERE DELILAH 	30.2	2	0	0	30.2	2	20	10.8	04:27	61.0	3
22	Alexandria Vesselle GOOD TIME CHARLIE 	33.2	4	0	0	33.2	4	20	9.2	04:23	62.4	4
10	Lane Yuill DA VINA 	32.1	3	0	0.8	32.9	3	60	0		0.0	Retired